

Deloitte Haskins & Sells LLP

Chartered Accountants
Indiabulls Finance Centre
Tower 3, 27th - 32nd Floor
Senapati Bapat Marg
Elphinstone Road (West)
Mumbai - 400 013
Maharashtra, India

Tel: +91 (022) 6185 4000
Fax: +91 (022) 6185 4501/4601

INDEPENDENT AUDITORS' REPORT TO THE MEMBERS OF SUN PHARMA LABORATORIES LIMITED

Report on the Financial Statements

We have audited the accompanying financial statements of **SUN PHARMA LABORATORIES LIMITED** ("the Company"), which comprise the Balance Sheet as at 31st March, 2015, the Statement of Profit and Loss, the Cash Flow Statement for the year then ended, and a summary of the significant accounting policies and other explanatory information.

Management's Responsibility for the Financial Statements

The Company's Board of Directors is responsible for the matters stated in Section 134(5) of the Companies Act, 2013 ("the Act") with respect to the preparation of these financial statements that give a true and fair view of the financial position, financial performance and cash flows of the Company in accordance with the accounting principles generally accepted in India, including the Accounting Standards specified under Section 133 of the Act, read with Rule 7 of the Companies (Accounts) Rules, 2014. This responsibility also includes maintenance of adequate accounting records in accordance with the provisions of the Act for safeguarding the assets of the Company and for preventing and detecting frauds and other irregularities; selection and application of appropriate accounting policies; making judgments and estimates that are reasonable and prudent; and design, implementation and maintenance of adequate internal financial controls, that were operating effectively for ensuring the accuracy and completeness of the accounting records, relevant to the preparation and presentation of the financial statements that give a true and fair view and are free from material misstatement, whether due to fraud or error.

Auditors' Responsibility

Our responsibility is to express an opinion on these financial statements based on our audit.

We have taken into account the provisions of the Act, the accounting and auditing standards and matters which are required to be included in the audit report under the provisions of the Act and the Rules made thereunder.

We conducted our audit in accordance with the Standards on Auditing specified under Section 143(10) of the Act. Those Standards require that we comply with ethical requirements and plan and perform the audit to obtain reasonable assurance about whether the financial statements are free from material misstatement.

An audit involves performing procedures to obtain audit evidence about the amounts and the disclosures in the financial statements. The procedures selected depend on the auditor's judgment, including the assessment of the risks of material misstatement of the financial statements, whether due to fraud or error. In making those risk assessments, the auditor considers internal financial control relevant to the Company's preparation of the financial statements that give a true and fair view in order to design audit procedures that are appropriate in the circumstances, but not for the purpose of expressing an opinion on whether the Company has in place an adequate internal financial controls system over financial reporting and the operating effectiveness of such controls. An audit also includes evaluating the appropriateness of the accounting policies used and the reasonableness of the accounting estimates made by the Company's Directors, as well as evaluating the overall presentation of the financial statements.

We believe that the audit evidence we have obtained is sufficient and appropriate to provide a basis for our audit opinion on the financial statements.

Opinion

In our opinion and to the best of our information and according to the explanations given to us, the aforesaid financial statements give the information required by the Act in the manner so required and give a true and fair view in conformity with the accounting principles generally accepted in India, of the state of affairs of the Company as at 31st March, 2015, and its loss and its cash flows for the year ended on that date.

Emphasis of Matter

We draw attention to Note 42 to the financial statements, which describes the accounting treatment followed by the Company, with respect to intangible assets of the Domestic Formulation undertaking transferred to the Company pursuant to the scheme of arrangement in the nature of spin off and transfer of the said undertaking without consideration by Sun Pharmaceutical Industries Limited, the holding company.

Our opinion is not modified in respect of this matter.

Q
KSR RCH

Report on Other Legal and Regulatory Requirements

1. As required by the Companies (Auditor's Report) Order, 2015 ("the Order"), issued by the Central Government in terms of Section 143(11) of the Act, we give in the Annexure a statement on the matters specified in paragraphs 3 and 4 of the Order.
2. As required by Section 143(3) of the Act, we report that:
 - (a) We have sought and obtained all the information and explanations which to the best of our knowledge and belief were necessary for the purposes of our audit.
 - (b) In our opinion, proper books of account as required by law have been kept by the Company so far as it appears from our examination of those books.
 - (c) The Balance Sheet, the Statement of Profit and Loss, and the Cash Flow Statement dealt with by this Report are in agreement with the books of account.
 - (d) In our opinion, the aforesaid financial statements comply with the Accounting Standards specified under Section 133 of the Act, read with Rule 7 of the Companies (Accounts) Rules, 2014.
 - (e) On the basis of the written representations received from the directors as on 31st March, 2015 taken on record by the Board of Directors, none of the directors is disqualified as on 31st March, 2015 from being appointed as a director in terms of Section 164(2) of the Act.
 - (f) With respect to the other matters to be included in the Auditor's Report in accordance with Rule 11 of the Companies (Audit and Auditors) Rules, 2014, in our opinion and to the best of our information and according to the explanations given to us:
 - i. The Company has disclosed the impact of pending litigations on its financial position in accordance with accounting principles generally accepted in India in Note 28 (I) (C) to the financial statements;

Q
KSR RKT

- ii. The Company did not have any long-term contracts including derivative contracts for which there were any material foreseeable losses; and
- iii. There were no amounts which were required to be transferred to the Investor Education and Protection Fund by the Company.

For DELOITTE HASKINS & SELLS LLP
Chartered Accountants
(Firm's Registration No. 117366W/W-100018)



Rajesh K Hiranandani
Partner
(Membership No. 36920)



Place of Signature: MUMBAI

Date: 28th May, 2015

Ⓐ
KCB

ANNEXURE TO THE INDEPENDENT AUDITORS REPORT

(Referred to in paragraph 1 under 'Report on Other Legal and Regulatory Requirements' section of our report of even date)

Having regard to the nature of the Company's business / activities / results during the year, clauses v and xi of paragraph 3 of the Order are not applicable to the Company.

- (i) In respect of its fixed assets:
 - (a) The Company has maintained proper records showing full particulars, including quantitative details and situation of fixed assets.
 - (b) The fixed assets were physically verified during the year by the Management in accordance with a regular programme of verification which, in our opinion, provides for physical verification of all the fixed assets at reasonable intervals. According to the information and explanations given to us, no material discrepancies were noticed on such verification.
- (ii) In respect of its inventory
 - (a) As explained to us, the inventories were physically verified during the year by the management at reasonable intervals.
 - (b) In our opinion and according to the information and explanations given to us, the procedures of physical verification of inventories followed by the Management were reasonable and adequate in relation to the size of the Company and the nature of its business.
 - (c) In our opinion and according to the information and explanations given to us, the Company has maintained proper records of its inventories and no material discrepancies were noticed on physical verification.
- (iii) The Company has not granted any loans, secured or unsecured, to companies, firms or other parties covered in the Register maintained under Section 189 of the Companies Act, 2013.
- (iv) In our opinion and according to the information and explanations given to us, having regard to the explanations that some of the items purchased are of a special nature and suitable alternative sources are not readily available for obtaining comparable quotations, there is an adequate internal control system commensurate with the size of the Company and the nature of its business with regard to purchases of inventory and fixed assets and the sale of goods and services. During the course of our audit, we have not observed any major weakness in such internal control system.

KSR RCB
②

- (v) We have broadly reviewed the cost records maintained by the Company pursuant to the Companies (Cost Records and Audit) Rules, 2014, as amended and the Cost Accounting Records (Pharmaceutical Industry) Rules, 2011 prescribed by the Central Government under Section 148 sub-section (1) of the Companies Act, 2013, and are of the opinion that, *prima facie*, the prescribed cost records have been made and maintained. We have, however, not made a detailed examination of the cost records with a view to determine whether they are accurate or complete.
- (vi) According to the information and explanations given to us, in respect of statutory dues:
- (a) The Company has generally been regular in depositing undisputed statutory dues, including Provident Fund, Employees' State Insurance, Income Tax, Sales Tax, Wealth Tax, Service Tax, Customs Duty, Excise Duty, Value Added Tax, Cess and any other material statutory dues applicable to it with the appropriate authorities.
- (b) There were no undisputed amounts payable in respect of Provident Fund, Employees' State Insurance, Income Tax, Sales Tax, Wealth Tax, Service Tax, Customs Duty, Excise Duty, Value Added tax, Cess and other material statutory dues in arrears as at 31st March, 2015 for a period of more than six months from the date they became payable.
- (c) Details of dues of Income Tax and Excise Duty which have not been deposited as on 31st March, 2015 on account of disputes are given below:

Name of Statute	Nature of Dues	Forum where Dispute is Pending	Period to which the Amount Relates	Amount Involved (Rs. In Millions)
Income-Tax Act, 1961	Income tax, Interest and Penalty	Commissioner	2010 - 11, 2011 - 12 and 2012 - 13	11,495.5
The Central Excise Act, 1944	Excise Duty, Interest and Penalty	Supreme Court	2005 - 2007	32.6
		Tribunal	1994 - 2013	326.5
		Commissioner (Appeals)	2005 - 2014	43.3
Sikkim Ecology Fund and Environment Cess	Environment Cess	Deputy Commissioner of Commercial Taxes	2007 - 2011	21.7

KSR
RCH

There are no dues of Sales Tax, Wealth Tax, Service Tax, Customs Duty and Value Added Tax and Cess which have not been deposited as on 31st March, 2015 on account of disputes.

- (d) Having regard to the nature of the Company's business / activities / results during the year, statutory dues in respect on Investor Education and Protection Fund are not applicable to the Company.
- (vii) The Company does not have accumulated losses at the end of the financial year and the Company has not incurred cash losses during the financial year covered by our audit and in the immediately preceding financial year.
- (viii) In our opinion and according to the information and explanations given to us, the Company has not defaulted in repayment of dues to banks. The Company does not have any dues to financial institutions and has not issued any debentures.
- (ix) According to the information and explanations given to us, the Company has not given guarantees for loans taken by others from banks and financial institutions.
- (x) To the best of our knowledge and according to the information and explanations given to us, no fraud by the Company and no material fraud on the Company has been noticed or reported during the year.

For DELOITTE HASKINS & SELLS LLP
Chartered Accountants
(Firm's Registration No. 117366W/W-100018)



Rajesh K. Hiranandani
Partner
(Membership No. 36920)



MUMBAI, 28th May, 2015

KSR
Q

**SUN PHARMA
LABORATORIES
LIMITED**

FINANCIAL STATEMENT

YEAR 2014-15

SUN PHARMA LABORATORIES LIMITED
BALANCE SHEET AS AT 31ST MARCH, 2015

	Note No.	As at 31st March, 2015		As at 31st March, 2014	
		₹ in Million	₹ in Million	₹ in Million	₹ in Million
EQUITY AND LIABILITIES					
Shareholders' Funds					
Share Capital	1	400.5		400.5	
Reserves and Surplus	2	<u>185,706.6</u>	186,107.1	<u>185,933.6</u>	186,334.1
Non-current Liabilities					
Deferred Tax Liabilities (Net)	3	240.3		276.1	
Other Long-term Liabilities	4	79.4		77.6	
Long-term Provisions	5	<u>893.3</u>	1,213.0	<u>719.3</u>	1,073.0
Current Liabilities					
Short-term Borrowings	6	87.4		89.6	
Trade Payables	7	3,460.0		2,930.1	
Other Current Liabilities	8	617.3		409.4	
Short-term Provisions	9	<u>1,426.1</u>	5,590.8	<u>768.8</u>	4,197.9
TOTAL			<u>192,910.9</u>		<u>191,605.0</u>
ASSETS					
Non-current Assets					
Fixed Assets					
Tangible Assets	10A	5,885.2		2,345.5	
Intangible Assets	10B	137,236.7		152,397.4	
Capital Work-in-Progress		<u>2,276.9</u>		<u>3,287.5</u>	
		145,398.8		158,030.4	
Non-current Investments	11	1,787.1		3,548.5	
Long-term Loans and Advances	12	5,001.9		2,331.1	
Other Non-Current Assets	13	<u>48.9</u>	152,236.7	-	163,910.0
Current Assets					
Current Investments	14	19,988.0		11,150.0	
Inventories	15	6,285.5		5,166.4	
Trade Receivables	16	5,375.5		3,831.7	
Cash and Cash Equivalents	17	94.1		483.8	
Short-term Loans and Advances	18	8,907.5		7,031.2	
Other Current Assets	19	<u>23.6</u>	40,674.2	<u>31.9</u>	27,695.0
TOTAL			<u>192,910.9</u>		<u>191,605.0</u>

See accompanying notes forming part of the Financial Statements
 In terms of our report attached

For DELOITTE HASKINS & SELLS LLP
 Chartered Accountants



RAJESH K. HIRANANDANI
 Partner
 Mumbai, 28th May, 2015




For and on behalf of the Board




UDAY V. BALDOTA
 Chief Financial Officer



SUDHIR V. VALIA
 Director



ABHAY GANDHI
 Whole time Director & CEO



SAILESH T. DESAI
 Director
 Mumbai, 28th May, 2015



DIVYA MASCARENHAS
 Company Secretary



Q
 KSR

SUN PHARMA LABORATORIES LIMITED
STATEMENT OF PROFIT AND LOSS FOR THE YEAR ENDED 31ST MARCH, 2015

	Note No.	Year ended 31st March, 2015		Year ended 31st March, 2014	
		₹ in Million	₹ in Million	₹ in Million	₹ in Million
Revenue from Operations	20	43,725.7		39,469.2	
Less: Excise Duty		<u>1,328.4</u>		<u>956.6</u>	
		42,397.3		38,512.6	
Other Income	21	<u>2,071.2</u>		<u>613.5</u>	
Total Revenue			44,468.5		39,126.1
Expenses					
Cost of Materials Consumed	22	8,880.6		8,881.2	
Purchases of Stock-in-Trade	31	4,770.7		2,827.6	
Changes in Inventories of Finished Goods, Work-in-Progress and Stock-in-Trade	23	(1,037.3)		(500.3)	
Finance Cost	24	7.8		2.3	
Employee Benefits Expense	25	3,200.7		2,461.8	
Depreciation and Amortisation Expense	10	15,824.0		15,436.7	
Other Expenses	26	<u>11,014.8</u>		<u>6,565.9</u>	
Total Expenses			42,661.3		35,675.2
Profit before tax			1,807.2		3,450.9
Tax Expense :					
Current Tax	39	2,070.0		900.0	
Deferred Tax		<u>(35.8)</u>	2,034.2	<u>84.6</u>	984.6
Profit / (Loss) after tax			(227.0)		2,466.3
Earnings per Share					
Basic and Diluted (₹) Face Value per Equity share - ₹ 10	37		(4,540.0)		49,326.0

See accompanying notes forming part of the Financial Statements


In terms of our report attached


For DELOITTE HASKINS & SELLS LLP
Chartered Accountants


RAJESH K. HIRANANDANI
Partner
Mumbai, 28th May, 2015




For and on behalf of the Board


UDAY V. BALDOTA
Chief Financial Officer


SUDHIR V. VALIA
Director


ABHAY GANDHI
Whole time Director & CEO


SAILESH T. DESAI
Director
Mumbai, 28th May, 2015


DIVYA MASCARENHAS
Company Secretary






SUN PHARMA LABORATORIES LIMITED
CASH FLOW STATEMENT FOR THE YEAR ENDED 31ST MARCH, 2015


	Year ended 31st March, 2015 ₹ in Million	Year ended 31st March, 2014 ₹ in Million
A. Cash Flow from Operating Activities		
Profit Before Tax	1,807.2	3,450.9
Adjustments for:		
Depreciation and Amortisation Expense	15,824.0	15,436.7
Loss on Sale of Fixed Assets (net)	150.4	5.4
Finance Costs	7.8	2.3
Interest Income	(980.0)	(124.9)
Net Gain on Sale of Current Investments	(1,081.8)	(461.5)
Provision for diminution in Long Term Investment	2,420.3	
Provision for Doubtful Trade Receivable / Sundry Balances written off (Net)	4.2	(12.1)
Net Unrealised Foreign Exchange Loss	3.9	6.5
Operating Profit Before Working Capital Changes	18,156.0	18,303.3
Changes in working capital:		
Adjustments for (Increase) / Decrease in Operating Assets:		
Inventories	(1,119.1)	(1,541.7)
Trade Receivables	(1,549.6)	2,204.3
Loans and Advances	1,134.9	(1,270.7)
Other Assets	23.2	(6.9)
Adjustments for Increase / (Decrease) in Operating Liabilities:		
Trade Payables	519.0	2,111.3
Other Liabilities	155.3	150.6
Provisions	831.3	319.2
Cash Generated from Operations	18,151.0	20,269.4
Income Tax Paid	(4,652.4)	(381.2)
Net Cash Generated from Operating Activities (A)	13,498.6	19,888.2
B. Cash Flow from Investing Activities		
Capital Expenditure on Fixed Assets, including Capital Advances	(3,460.9)	(1,376.6)
Proceeds from Sale of Fixed Assets	205.2	10.4
Purchase of Assets given under Finance Lease	(79.1)	-
Receipt of rental on Assets given under Finance Lease	8.1	2.7
Purchase of Investments		
Subsidiary Companies	-	(2,420.3)
Others	(183,850.6)	(83,692.0)
Proceeds from Sale of Current Investments	175,435.5	75,263.5
Inter Corporate Deposit Given	(5,052.4)	(4,391.6)
Inter Corporate Deposit Received back	2,018.0	-
Interest Received	889.2	124.9
Bank Balances not considered as Cash and Cash Equivalents		
Fixed Deposits Placed	(27.0)	(444.1)
Fixed Deposits Matured	382.4	11.3
Net Cash Flow used in Investing Activities (B)	(13,531.6)	(16,911.8)
C. Cash Flow from Financing Activities		
Repayment of Long-term Borrowings	-	(115.7)
Net Decrease in Working Capital Borrowings	(2.2)	(59.6)
Finance Costs	(2.8)	(2.3)
Net Decrease in account balance of erstwhile Partners in transferor companies	-	(2,771.7)
Net Cash Flow used in Financing Activities (C)	(5.0)	(2,949.3)
Net Increase / (Decrease) in Cash and Cash Equivalents (A+B+C)	(38.0)	27.1
Cash and Cash Equivalents at the Beginning of the Year	41.9	18.7
Effect of Exchange Differences on Restatement of Foreign Currency Cash and Cash Equivalents	3.7	(3.9)
Cash and Cash Equivalents at the end of the Year (Refer Note 17)	7.6	41.9

See accompanying notes forming part of the Financial Statements

For and on behalf of the Board


For DELOITTE HASKINS & SELLS LLP
Chartered Accountants


UDAY V. BALDOTA
Chief Financial Officer


SUDMIR V. VALIA
Director


RAJESH K. HIRANANDANI
Partner
Mumbai, 28th May, 2015


ABHAY GANDHI
Whole time Director & CEO


SAILESH T. DESAI
Director
Mumbai, 28th May, 2015


DIVYA MASCARENHAS
Company Secretary



KSR


RKB

SUN PHARMA LABORATORIES LIMITED
NOTES FORMING PART OF THE FINANCIAL STATEMENTS FOR THE YEAR ENDED 31ST MARCH, 2015

1 Share Capital	As at 31st March, 2015		As at 31st March, 2014	
	Number of Shares	₹ in Million	Number of Shares	₹ in Million
Authorised				
Equity Shares of ₹ 10 each	50,000,000	500.0	50,000,000	500.0
Redeemable Preference Shares of ₹ 100 each	4,000,000	400.0	4,000,000	400.0
	<u>54,000,000</u>	<u>900.0</u>	<u>54,000,000</u>	<u>900.0</u>
Issued, Subscribed and Fully Paid Up (Refer Note 29)				
Equity Shares of ₹ 10 each	50,000	0.5	50,000	0.5
10% Redeemable Non Cumulative Preference Shares of ₹ 100 each	4,000,000	400.0	4,000,000	400.0
	<u>4,050,000</u>	<u>400.5</u>	<u>4,050,000</u>	<u>400.5</u>
2 Reserves and Surplus				
Capital Reserve				
As per last year Balance sheet		185,654.3		185,654.3
Capital Redemption Reserve				
Opening Balance ₹ 10,000 (Previous Year ₹ 10,000)		0.0		0.0
Surplus / (Deficit) in Statement of Profit and Loss				
Opening Balance	279.3		(2,187.0)	
Add: Profit / (Loss) for the Year	(227.0)		2,466.3	
Closing Balance		52.3		279.3
		<u>185,706.6</u>		<u>185,933.6</u>
3 Deferred Tax Liabilities (Net)				
Deferred Tax Liability				
Depreciation on Fixed Assets	303.6		274.5	
Others	-		19.3	
		303.6		293.8
Less :				
Deferred Tax Assets				
Unpaid Liabilities Allowable on payment basis U/s 43B of the Income Tax Act, 1961	62.4		17.7	
Others	0.9		-	
		63.3		17.7
		<u>240.3</u>		<u>276.1</u>
4 Other Long-term Liabilities				
Trade / Security Deposits Received		79.4		77.6
		<u>79.4</u>		<u>77.6</u>
5 Long-term Provisions				
Employee Benefits		143.0		78.5
Product Returns (Refer Note 43)		750.3		640.8
		<u>893.3</u>		<u>719.3</u>
6 Short-term Borrowings				
Loans Repayable on Demand (Unsecured):				
Cash Credit Facility from a Bank		87.4		89.6
		<u>87.4</u>		<u>89.6</u>
7 Trade Payables				
Due to Micro and Small Enterprises (Refer Note 35)		15.6		22.7
Other Payables		3,444.4		2,907.4
		<u>3,460.0</u>		<u>2,930.1</u>

KSR

RKB



SUN PHARMA LABORATORIES LIMITED
 NOTES FORMING PART OF THE FINANCIAL STATEMENTS FOR THE YEAR ENDED 31ST MARCH, 2015

	As at 31st March, 2015		As at 31st March, 2014	
	₹ in Million	₹ in Million	₹ in Million	₹ in Million

8 Other Current Liabilities


Statutory Remittances	348.4	169.6
Payables on Purchase of Fixed Assets	260.9	206.5
Advances from Customers	3.7	4.7
Temporary Overdrawn Bank Balance as per books	4.3	28.6
	<u>617.3</u>	<u>409.4</u>

9 Short-term Provisions

Employee Benefits	108.8	41.2
Product Returns (Refer Note 43)	640.8	727.6
Others	676.5	-
	<u>1,426.1</u>	<u>768.8</u>

RKV

Q
KSR



SUN PHARMA LABORATORIES LIMITED
NOTES FORMING PART OF THE FINANCIAL STATEMENTS FOR THE YEAR ENDED 31ST MARCH 2015

10 Fixed Assets


₹ in Million

Description of Assets	Gross Block (At Cost)				Depreciation / Amortisation				Net Block	
	As at 01.04.2014	Additions during the year	Deletions / Adjustments during the year	As at 31.03.2015	As at 01.04.2014	For the year	On Deletions for the year	As at 31.03.2015	As at 31.03.2015	As at 31.03.2014
A. Tangible Assets										
Freehold Land	12.0	-	-	12.0	-	-	-	-	12.0	12.0
	(12.0)	(-)	(-)	(12.0)	(-)	(-)	(-)	(-)	(12.0)	(12.0)
Leasehold Land	143.2	6.9	10.7	139.4	4.3	1.3	0.6	5.0	134.4	138.9
	(109.0)	(34.2)	(-)	(143.2)	(3.2)	(1.1)	(-)	(4.3)	(138.9)	(105.8)
Buildings	657.6	3,000.6	-	3,658.2	97.4	79.6	-	177.0	3,481.2	560.2
	(650.9)	(6.7)	(-)	(657.6)	(77.1)	(20.3)	(-)	(97.4)	(560.2)	(573.8)
Plant and Equipment	2,241.5	1,262.2	621.9	2,881.8	736.0	450.8	294.3	892.5	1,989.3	1,505.5
	(2,078.0)	(186.5)	(23.0)	(2,241.5)	(586.3)	(161.9)	(12.2)	(736.0)	(1,505.5)	(1,491.7)
Vehicles	63.1	12.3	11.0	64.4	18.5	9.2	5.2	22.5	41.9	44.6
	(53.7)	(15.7)	(6.3)	(63.1)	(14.9)	(5.4)	(1.8)	(18.5)	(44.6)	(38.8)
Office Equipment	37.9	130.6	-	168.5	12.3	20.6	-	32.9	135.6	25.6
	(34.0)	(4.1)	(0.2)	(37.9)	(9.2)	(3.1)	(-)	(12.3)	(25.6)	(24.8)
Furniture and Fixtures	87.4	61.7	26.1	123.0	28.7	17.5	14.0	32.2	90.8	58.7
	(77.8)	(10.0)	(0.4)	(87.4)	(23.7)	(5.1)	(0.1)	(28.7)	(58.7)	(54.1)
Total Tangible Assets (A)	3,242.7	4,474.3	669.7	7,047.3	897.2	579.0	314.1	1,162.1	5,885.2	2,345.5
Previous Year	(3,015.4)	(257.2)	(29.9)	(3,242.7)	(714.4)	(196.9)	(14.1)	(897.2)	(2,345.5)	
B. Intangible Assets (at fair value, Refer Note 42) Trademarks, Brands (including right to use), Know-how and other related intangibles										
	182,877.0	84.2	-	182,961.2	30,479.6	15,245.0	-	45,724.6	137,236.7	152,397.5
	(182,877.0)	(-)	(-)	(182,877.0)	(15,239.8)	(15,239.8)	(-)	(30,479.6)	(152,397.4)	(167,637.2)
Total Intangible Assets (B)	182,877.0	84.2	-	182,961.2	30,479.6	15,245.0	-	45,724.6	137,236.7	152,397.5
Previous Year	(182,877.0)	(-)	(-)	(182,877.0)	(15,239.8)	(15,239.8)	(-)	(30,479.6)	(152,397.4)	
Total Fixed Assets (A+B)	186,119.7	4,558.5	669.7	190,008.5	31,376.8	15,824.0	314.1	46,886.7	143,121.9	154,743.0
Previous Year	(185,892.4)	(257.2)	(29.9)	(186,119.7)	(15,954.2)	(15,436.7)	(14.1)	(31,376.8)	(154,742.9)	

Footnotes:

(i) Previous Year figures are in brackets

(ii) Building includes ₹ 1.77 Million (Previous Year - Nil) and ₹ 1,772.05 Million (Previous Year - Nil) towards cost of non-convertible Preference shares of face value of ₹ 10/- each and compulsorily convertible Debentures of face value of ₹ 10,000/- each respectively.



KSR

RBI

SUN PHARMA LABORATORIES LIMITED
NOTES FORMING PART OF THE FINANCIAL STATEMENTS FOR THE YEAR ENDED 31ST MARCH, 2015

	As at 31st March, 2015		As at 31st March, 2014	
	₹ in Million	₹ in Million	₹ in Million	₹ in Million
11 Non-current investments				
A) Long-term investments (at cost)				
Trade Investments (unquoted)				
In Equity Shares (Wholly owned Subsidiary)				
Universal Enterprises Private Limited 450,000 (Previous Year 450,000) Equity Shares of ₹ 10 each fully paid - up		12.5		12.5
In Debentures				
Sun Speciality Chemicals Pvt Ltd 11,56,500 (Previous Year 11,56,500) 0% Optionally Fully Convertible Debentures of ₹ 100 each fully paid		115.7		115.7
In Others (Limited Liability Partnership)				
Silverstreet Developers LLP (*) Less : Provision for Diminution in value	2,420.2 <u>2,420.2</u>	-	2,420.3 <u>-</u>	2,420.3
B) Other investments				
a) In Debentures (quoted)				
Housing Development Finance Corporation Ltd - 9.9 NCD 23DC18 250 (Previous Year Nil) Debentures of ₹ 1,000,000 each fully paid Market Value ₹ 268.8 Million (Previous Year ₹ Nil Million)	253.1 <u>253.1</u>	-	-	-
b) In Bonds (quoted)				
National Highways Authority of India-8.2 BD 25JN22 61,809 (Previous Year Nil) Bonds of ₹ 1,000 each fully paid Market Value ₹ 66.1 Million (Previous Year ₹ Nil Million)	64.9	-	-	-
Power Finance Corporation Ltd -SR-I 8.2 BD 01FB22 142,393 (Previous Year Nil) Bonds of ₹ 1,000 each fully paid Market Value ₹ 152.0 Million (Previous Year ₹ Nil Million)	149.1	-	-	-
Indian Railway Finance Corporation Ltd -8/8.15 BD 23FB22 163,131 (Previous Year Nil) Bonds of ₹ 1,000 each fully paid Market Value ₹ 172.4 Million (Previous Year ₹ Nil Million)	169.0	-	-	-
Canara Bank-9.55% Canara Bank Perpetual Bonds 05-03-2025 500 (Previous Year Nil) Debentures of ₹ 1,000,000 each fully paid Market Value ₹ 500.4 Million (Previous Year ₹ Nil Million)	501.1	-	-	-
IDBI Bank Ltd-10.75% IDBI Bank Ltd OMNI (2014-15-Series II) Tier I Perpetual Bonds 17-10-2024 500 (Previous Year Nil) Debentures of ₹ 1,000,000 each fully paid Market Value ₹ 537.2 Million (Previous Year ₹ Nil Million)	521.7 <u>1,405.8</u>	-	-	-
c) In Mutual Funds (unquoted) (**)				
Units of Face Value of ₹ 10 each				
Deutsche Mutual Fund-DWS Fixed Maturity Plan Series 63-Regular Plan-Growth Nil (Previous Year 15,000,000) Units	-		150.0	
ICICI Prudential Mutual Fund-ICICI Prudential FMP Series 73-391 Days Plan G Direct Plan Cumulative Nil (Previous Year 25,000,000) Units	-		250.0	
Kotak Mutual Fund-Kotak Fmp Series 145 Direct-Growth Nil (Previous Year 35,000,000) Units	-		350.0	

RCB



Q
Ksh

SUN PHARMA LABORATORIES LIMITED
NOTES FORMING PART OF THE FINANCIAL STATEMENTS FOR THE YEAR ENDED 31ST MARCH, 2015

	As at 31st March, 2015		As at 31st March, 2014	
	₹ in Million	₹ in Million	₹ in Million	₹ in Million
L&T Mutual Fund-L&T FMP Series 10- Plan T - Growth Nil (Previous Year 25,000,000) Units	-	-	250.0	-
		<u>1,787.1</u>		<u>1,000.0</u>
				<u>3,548.5</u>
AGGREGATE VALUE OF INVESTMENTS	Book Value	Market Value	Book Value	Market Value
Quoted	<u>1,658.9</u>	<u>1,696.9</u>	-	-
Unquoted	<u>2,548.4</u>		3,548.5	
Less . Provision for Diminution in value	<u>2,420.2</u>		-	
Net Unquoted	<u>128.2</u>		3,548.5	
* Partners in Silverstreet Developers LLP	Share	Capital	Share	Capital
Sun Pharma Laboratories Limited	95.0%	2,420.2	95.0%	2,420.4
Skisen Laboratories Limited	5.0%	356.0	5.0%	356.0

** Listed

12 Long-term Loans and Advances

(Unsecured – Considered Good)

Capital Advances	90.2	123.0
Security Deposits	117.3	29.1
Loans and Advances to Employees	11.3	12.8
Prepaid Expenses	-	2.7
Advance Income Tax [Net of provision of ₹ 6,991.3 Million (Previous Year ₹ 4,921.0 Million)]	4,386.3	1,803.9
Advance Payment of Fringe Benefit Tax ₹ 9,773 (Previous year ₹ 9,773) [Net of Provision ₹ 0.8 Million (Previous year 0.8 Million)]	0.0	0.0
Balances with Government Authorities	7.5	39.4
Receivable on Account of Assets Under Finance Lease (Refer Notes 41(c) and 44)	389.3	320.2
	<u>5,001.9</u>	<u>2,331.1</u>

13 Other Non-Current Assets

(Unsecured – Considered Good)

Interest Accrued on Investment	48.9	-
	<u>48.9</u>	<u>-</u>

14 Current Investments

Non-trade (unquoted)

A) Current Portion of Long-term Investments (at cost)

In Mutual Funds (Units of Face Value of ₹ 10/- each fully paid-up) (*)

Birla Sun Life Mutual Fund-Birla Sun Life Fixed Term Plan Series KS
(369 Days)-Gr.Direct

Nil (Previous Year 20,000,000) Units

200.0

Birla Sun Life Mutual Fund-Birla Sun Life Fixed Term Plan-Series KG
(367 Days) -Gr.Direct

Nil (Previous Year 20,000,000) Units

200.0

Birla Sun Life Mutual Fund-Birla Sun Life Fixed Term Plan-Series KK
(367 Days)-Gr.Direct

Nil (Previous Year 20,000,000) Units

200.0

Birla Sun Life Mutual Fund-Birla Sun Life Fixed Term Plan-Series KC
(368 Days)-Gr.Direct

Nil (Previous Year 25,000,000) Units

250.0

Birla Sun Life Mutual Fund-Birla Sun Life Fixed Term Plan-Series KD
(367 Days)-Gr.Direct

Nil (Previous Year 25,000,000) Units

250.0

DSP BlackRock Mutual Fund-DSP BlackRock FMP -Series 144 - 12M-
Dir-Growth

Nil (Previous Year 30,000,000) Units

300.0

DSP BlackRock Mutual Fund-DSP BlackRock FMP -Series 146 - 12M-
Dir-Growth

Nil (Previous Year 30,000,000) Units

300.0

DSP BlackRock Mutual Fund-DSP BlackRock FMP -Series 153 - 12M-
Reg-Growth

Nil (Previous Year 20,000,000) Units

200.0

KSK
RKB




SUN PHARMA LABORATORIES LIMITED
NOTES FORMING PART OF THE FINANCIAL STATEMENTS FOR THE YEAR ENDED 31ST MARCH, 2015

	As at 31st March, 2015		As at 31st March, 2014	
	₹ in Million	₹ in Million	₹ in Million	₹ in Million
DSP MERRILL LYNCH MUTUAL FUND - DSP BlackRock FMP -Series 161 - 12M-Dir-Growth 20,000,000 (Previous Year Nil)	200.0		-	
Deutsche Mutual Fund-DWS Fixed Maturity Plan Series-50-Direct Plan-Growth Nil (Previous Year 20,000,000) Units	-		200.0	
Deutsche Mutual Fund-DWS Fixed Maturity Plan Series-48-Direct Plan-Growth Nil (Previous Year 25,000,000) Units	-		250.0	
Deutsche Mutual Fund-DWS Fixed Maturity Plan Series 63-Regular Plan-Growth 15,000,000 (Previous Year Nil) Units	150.0		-	
Deutsche Mutual Fund- DWS Interval Fund - Annual Plan Series 1 Direct - Growth 18,416,715 (Previous Year Nil)	200.0		-	
HDFC Mutual Fund-HDFC FMP 370D February 2014(1) Series 29-Direct-Growth Nil (Previous Year 25,000,000) Units	-		250.0	
HDFC Mutual Fund-HDFC FMP 366D March 2014 (1) Series 29-Direct-Growth Nil (Previous Year 25,000,000) Units	-		250.0	
HDFC Mutual Fund-HDFC FMP 369D February 2014 (2) Series 29 - Direct-Growth Nil (Previous Year 25,000,000) Units	-		250.0	
HDFC Mutual Fund-HDFC FMP 371D February 2014 (2) Series 29-Direct-Growth Nil (Previous Year 25,000,000) Units	-		250.0	
ICICI Prudential Mutual Fund-ICICI Prudential FMP Series 72-366 Days Plan T Direct Plan Cumulative Nil (Previous Year 25,000,000) Units	-		250.0	
ICICI Prudential Mutual Fund-ICICI Prudential FMP Series 72-367 Days Plan R Direct Plan Cumulative Nil (Previous Year 25,000,000) Units	-		250.0	
ICICI Prudential Mutual Fund-ICICI Prudential FMP Series 73 - 366 Days Plan B Direct Plan Cumulative Nil (Previous Year 25,000,000) Units	-		250.0	
ICICI Prudential Mutual Fund-ICICI Prudential Interval Fund Series VII Annual Interval Plan C-Direct Plan-Cumulative Nil (Previous Year 25,000,000) Units	-		250.0	
ICICI Prudential Mutual Fund-ICICI Prudential FMP Series 73-391 Days Plan G Direct Plan Cumulative 25,000,000 (Previous Year Nil) Units	250.0		-	
ICICI Prudential Mutual Fund- ICICI Prudential FMP Series 73 - 369 Days Plan T Direct Plan Cumulative 20,000,000 (Previous Year Nil)	200.0		-	
ICICI Prudential Mutual Fund - ICICI Prudential FMP Series 74 - 367 Days Plan D Direct Plan Cumulative 40,000,000 (Previous Year Nil)	400.0		-	
ICICI Prudential Mutual Fund- ICICI Prudential FMP Series 74 - 368 Days Plan J Direct Plan Cumulative 20,000,000 (Previous Year Nil)	200.0		-	
ICICI Prudential Mutual Fund- ICICI Prudential FMP Series 74 - 369 Days Plan K Direct Plan Cumulative 15,00,0000 (Previous Year Nil)	150.0		-	
ICICI Prudential Mutual Fund - ICICI Prudential FMP Series 74-370 Days Plan S Direct Plan Cumulative 20,000,000 (Previous Year Nil)	200.0		-	

KSR

RKB



SUN PHARMA LABORATORIES LIMITED
NOTES FORMING PART OF THE FINANCIAL STATEMENTS FOR THE YEAR ENDED 31ST MARCH, 2015

	As at 31st March, 2015		As at 31st March, 2014	
	₹ in Million	₹ in Million	₹ in Million	₹ in Million
ICICI Prudential Mutual Fund - ICICI Prudential FMP Series 74 - 369 Days Plan B Direct Plan Cumulative 30,000,000 (Previous Year Nil)	311.6		-	
J.P.Morgan Asset Management-JPMorgan India Fixed Maturity Plan-Series 31-Direct-Growth Nil (Previous Year 25,000,000) Units	-		250.0	
J.P.Morgan Asset Management-JPMorgan India Fixed Maturity Plan-Series 32-Direct-Growth Nil (Previous Year 20,000,000) Units	-		200.0	
Kotak Mutual Fund-Kotak FMP Series 143 Direct-Growth Nil (Previous Year 20,000,000) Units	-		200.0	
Kotak Mutual Fund-Kotak Fmp Series 144 Direct-Growth Nil (Previous Year 20,000,000) Units	-		200.0	
Kotak Mutual Fund-Kotak Fmp Series 145 Direct-Growth 35,000,000 (Previous Year Nil) Units	350.0		-	
Kotak Mutual Fund - Kotak FMP Series 155 Direct-Growth 25,000,000 (Previous Year Nil) Units	250.0		-	
Kotak Mutual Fund - Kotak FMP Series 156 Direct - Growth 25,000,000 (Previous Year Nil) Units	260.1		-	
Kotak Mutual Fund - Kotak FMP Series 157 Direct - Growth 20,000,000 (Previous Year Nil) Units	207.8		-	
Kotak Mutual Fund - Kotak FMP Series 158 Direct - Growth 20,000,000 (Previous Year Nil) Units	207.6		-	
L&T Mutual Fund-L&T FMP Series 10- Plan T - Growth 25,000,000 (Previous Year Nil) Units	250.0		-	
Reliance Mutual Fund-Reliance Fixed Horizon Fund -XXV- Series 18-Direct Plan-Growth Plan Nil (Previous Year 50,000,000) Units	-		500.0	
Reliance Mutual Fund-Reliance Fixed Horizon Fund-XXV-Series-24-Direct Plan-Growth Plan Nil (Previous Year 25,00,000) Units	-		250.0	
Reliance Mutual Fund-Reliance Yearly Interval Fund -Series 1-Direct Plan-Growth Plan 25,000,000 (Previous Year 25,000,000) Units	250.0		250.0	
Reliance Mutual Fund-Reliance Yearly Interval Fund -Series 2-Direct Plan Growth Plan Nil (Previous Year 50,000,000) Units	-		500.0	
Reliance Mutual Fund-Reliance Yearly Interval Fund Series -4 Direct Plan-Growth Plan Nil (Previous Year 25,00,000) Units	-		250.0	
Reliance Mutual Fund - Reliance Fixed Horizon Fund - XXVI - Series 9 - Direct Plan Growth Plan 50,000,000 (Previous Year Nil) Units	500.0		-	
Reliance Mutual Fund - Reliance Yearly Interval Fund - Series 6 -Direct Growth Plan 45,929,287 (Previous Year Nil) Units	500.0		-	
Reliance Mutual Fund - Reliance Fixed Horizon Fund-XXVI-Series-20-Direct Plan-Growth Plan 25,000,000 (Previous Year Nil) Units	250.0		-	
Reliance Mutual Fund - Reliance Yearly Interval Fund-Series 8-Direct Plan Growth Plan 18,423,501 (Previous Year Nil) Units	200.0		-	
Reliance Mutual Fund - Reliance Fixed Horizon Fund-XXVI-Series-31-Direct Plan-Growth Plan 30,000,000 (Previous Year Nil) Units	300.0		-	

KSR

RCV



SUN PHARMA LABORATORIES LIMITED
NOTES FORMING PART OF THE FINANCIAL STATEMENTS FOR THE YEAR ENDED 31ST MARCH, 2015

	As at 31st March, 2015		As at 31st March, 2014	
	₹ in Million	₹ in Million	₹ in Million	₹ in Million
Reliance Mutual Fund - Reliance Yearly Interval Fund - Series 9 - Direct Plan Growth Plan 18,395,541 (Previous Year Nil) Units	200.0		-	
Reliance Mutual Fund - Reliance Fixed Horizon Fund -XXVI-Series 12- Direct Plan Growth Plan 25,000,000 (Previous Year Nil) Units	260.5		-	
Religare Invesco Mutual Fund - Religare Invesco FMP-Sr.23-Plan O (370 Days) - Direct Plan Growth 20,000,000 (Previous Year Nil) Units	200.0		-	
Religare Invesco Mutual Fund-Religare Invesco FMP-Sr.22-Plan K(367 Days)-Direct Plan Growth Nil (Previous Year 10,000,000) Units	-		100.0	
Religare Invesco Mutual Fund-Religare Invesco FMP-Sr. 23-Plan D (370 Days)-Direct Plan-Growth Nil (Previous Year 15,000,000) Units	-		150.0	
Religare Invesco Mutual Fund-Religare Invesco FMP-Sr. 23-Plan B(367 Days)-Direct Plan Growth Nil (Previous Year 25,000,000) Units	-		250.0	
Religare Invesco Mutual Fund-Religare Invesco FMP-Sr. 23-Plan F(367 Days)-Direct Plan Growth Nil (Previous Year 15,000,000) Units	-		150.0	
Religare Invesco Mutual Fund - Religare Invesco FMP-Sr. 23-Plan H (370 Days)-Direct Plan Growth 10,000,000 (Previous Year Nil)	100.0		-	
Religare Invesco Mutual Fund - Religare Invesco FMP-Sr. 23-Plan L (370 Days)-Direct Plan Growth 21,000,000 (Previous Year Nil)	210.0		-	
Religare Invesco Mutual Fund - Religare Invesco FMP-Sr. 23-Plan N (367 Days)-Direct Plan Growth 20,000,000 (Previous Year Nil)	200.0		-	
UTI Mutual Fund-UTI Fixed Term Income Fund Series XVII-X(367 DAYS)-Direct Growth Plan Nil (Previous Year 20,000,000) Units	-		200.0	
B) Other Current Investments (at cost)				
a) In Mutual Funds (unquoted)				
Units of Face Value of ₹ 10/- each				
BNP Paribas Mutual Fund- BNP Paribas Overnight Fund-Direct Plan Growth Option Nil (Previous Year 12,674,978) Units	-		250.0	
Units of Face Value of ₹ 100/- each				
ICICI Prudential Mutual Fund-ICICI Prudential Money Market Fund - Direct Plan - Growth 5,015,403.1 (Previous Year Nil) Units	970.0		-	
Units of Face Value of ₹ 1,000 each				
Axis Mutual Fund - Axis Liquid Fund- Direct Plan Growth-CFDG 483,934.1 (Previous Year 176,001) Units	750.0		250.0	
BNP Paribas Mutual Fund- BNP Paribas Overnight Fund-Direct Plan Growth Option 348,489.3 (Previous Year Nil) Units	750.0		-	
Baroda Pioneer Mutual Fund -Baroda Pioneer Liquid Fund Plan B-Growth 467,631.4 (Previous Year 170,162) Units	750.0		250.0	
DSP BlackRock Mutual Fund-DSP BlackRock Liquidity Fund-Direct Plan-Growth 249,960.1 (Previous Year 136,329) Units	500.0		250.0	
Indiabulls Mutual Fund-Indiabulls Liquid Fund-Direct Plan Growth 367,372 (Previous Year 200,603) Units	500.0		250.0	

KSR

RKB



SUN PHARMA LABORATORIES LIMITED
NOTES FORMING PART OF THE FINANCIAL STATEMENTS FOR THE YEAR ENDED 31ST MARCH, 2015

	As at 31st March, 2015		As at 31st March, 2014	
	₹ in Million	₹ in Million	₹ in Million	₹ in Million
Kotak Mutual Fund-Kotak Liquid Scheme Plan A-Direct Plan-Growth 88,128.4 (Previous Year Nil) Units		250.0	-	
Pramerica Mutual Fund-Pramerica Liquid Fund-Direct Plan-Growth Option Nil (Previous Year 182,778) Units		-	250.0	
Principal Mutual Fund-Principal Cash Management Fund-Direct Plan Growth 735,345.0 (Previous Year 200,600) Units		1,000.0	250.0	
Reliance Mutual Fund-Reliance Liquid Fund-Treasury Plan-Growth Plan -Growth Option Nil (Previous Year 192,265) Units		-	600.0	
Reliance Mutual Fund-Reliance Liquid Fund - Cash Plan - Direct Growth Plan 2,239,411.0 (Previous Year Nil) Units		5,042.5	-	
Religare Invesco Mutual Fund-Religare Invesco Liquid Fund-Direct Plan-Growth Nil (Previous Year 141,832) Units		-	250.0	
SBI Mutual Fund-SBI Premier Liquid Fund-Regular Plan-Growth Nil (Previous Year 124,170) Units		-	250.0	
SBI Mutual Fund-SBI Magnum Insta Cash Fund - Direct Plan - Growth 323,323.9 (Previous Year Nil) Units		1,000.0	-	
Union KBC Mutual Fund-Union KBC Liquid Fund-Growth Direct Plan Nil (Previous Year 389,236) Units		-	500.0	11,150.0
b) In Commercial Paper (quoted)				
Barclays Investment & Loans (India) Ltd- 193D CP 04SP15 600 (Previous Year Nil) Units of ₹ 500,000 each fully paid Market Value ₹ 289.5 Million (Previous Year ₹ Nil Million)		285.7	-	
JM Financial Products Ltd- 180D CP 17AG15 500 (Previous Year Nil) Units of ₹ 500,000 each fully paid Market Value ₹ 242.2 Million (Previous Year ₹ Nil Million)		238.6	-	
		<u>524.3</u>		
c) In Debentures (quoted)				
Housing Development Finance Corporation Ltd - 9.7% Secured Redeemable NCD 23DC18 250 (Previous Year Nil) Debentures of ₹ 1,000,000 each fully paid Market Value ₹ 289.5 Million (Previous Year ₹ Nil Million)		251.4	-	
IDFC PP 18/2014 -0% IDFC BS 09-04-2015 750 (Previous Year Nil) Debentures of ₹ 1,000,000 each fully paid Market Value ₹ 750.0 Million (Previous Year ₹ Nil Million)		742.2	-	
		<u>993.6</u>		
		<u><u>19,988.0</u></u>		<u><u>11,150.0</u></u>

* Listed

AGGREGATE VALUE OF INVESTMENTS

	Book Value	Market Value	Book Value	Market Value
Quoted	1,517.9	1,571.2	-	-
Unquoted	18,470.1		11,150.0	

15 Inventories

Raw Materials and Packing Materials	2,872.2		2,644.6	
Goods-in-Transit	<u>6.5</u>	2,878.7	<u>6.5</u>	2,651.1
Work-in-Progress - Formulations		754.3		644.5
Finished Goods - Formulations		2,555.9		1,349.1
Stock-in-Trade - Formulations		<u>96.6</u>		<u>521.7</u>
		<u><u>6,285.5</u></u>		<u><u>5,166.4</u></u>

KSR

RICH



SUN PHARMA LABORATORIES LIMITED
NOTES FORMING PART OF THE FINANCIAL STATEMENTS FOR THE YEAR ENDED 31ST MARCH, 2015

	As at 31st March, 2015		As at 31st March, 2014	
	₹ in Million	₹ in Million	₹ in Million	₹ in Million
16 Trade Receivables				
(Unsecured – Considered Good unless stated otherwise)				
Outstanding for a period exceeding six months from the date they are due for payment				
Considered Good	49.9		493.7	
Doubtful	1.7		0.6	
	<u>51.6</u>		<u>494.3</u>	
Less: Provision for Doubtful Trade Receivables	1.7	49.9	0.6	493.7
Other Trade Receivables		<u>5,325.6</u>		<u>3,338.0</u>
		<u>5,375.5</u>		<u>3,831.7</u>
17 Cash and Cash Equivalents				
Balances that meet the definition of Cash and Cash Equivalents as per AS3, Cash Flow Statements				
Cash on Hand		0.7		3.1
Balances with Banks				
In Current Accounts	2.8		15.5	
In EEFC Accounts	4.1		23.3	
		<u>6.9</u>		<u>38.8</u>
Other Bank Balances		7.6		41.9
In Deposit Accounts (Refer Footnote)		86.5		441.9
Footnote		<u>94.1</u>		<u>483.8</u>
Other Bank Balances include Deposits amounting to Nil (Previous Year ₹ 27.7 Million) which have an Original Maturity of more than 12 Months, but residual maturity of less than 12 Months.				
18 Short-term Loans and Advances				
(Unsecured – Considered good unless stated otherwise)				
Loans and Advances to Employees / Other parties (*)				
Secured	1,150.0		-	
Unsecured	6,360.3		4,458.0	
Prepaid Expenses	13.4		65.0	
Balances with Government Authorities	1,117.1		683.2	
Advances for Supply of Goods and Services	256.7		302.6	
Advances for Supply of Goods and Services to related parties	-		1,514.3	
Receivable on Account of Assets Under Finance Lease (Refer Notes 41(c) and 44)	10.0		8.1	
		<u>8,907.5</u>		<u>7,031.2</u>
(*) includes loans granted to various entities for the purpose of their business				
19 Other Current Assets				
(Unsecured – Considered Good)				
Interest Accrued on Investment	14.9		-	
Insurance Claim	8.7		25.5	
Centvat Credit available on payment	-		6.4	
	<u>23.6</u>		<u>31.9</u>	

KSR

RICH



SUN PHARMA LABORATORIES LIMITED
NOTES FORMING PART OF THE FINANCIAL STATEMENTS FOR THE YEAR ENDED 31ST MARCH, 2015

	Year ended 31st March, 2015		Year ended 31st March, 2014	
	₹ in Million	₹ in Million	₹ in Million	₹ in Million
20 Revenue from Operations				
Sale of Products		43,571.3		39,267.3
Other Operating Revenues				
Share of Income / (Loss) from Limited Liability Partnership		(0.1)		0.1
Others		154.5		201.8
		<u>43,725.7</u>		<u>39,469.2</u>
21 Other Income				
Interest Income on:				
Deposits with Banks	14.0		15.5	
Loans and Advances	545.3		91.6	
Current Investments	5.4		-	
Long-term Investments	67.7		-	
Others	316.0		-	
Assets Given Under Finance Lease	31.6	980.0	17.8	124.9
Net Gain on Sale of :				
Current Investments	344.9		112.0	
Long-term Investments	736.9	1,081.8	349.5	461.5
Net Gain / (Loss) on Foreign Currency Transactions and Translation		(1.4)		11.7
Insurance Claims		8.1		-
Sundry Balances Written Back (Net)		-		12.1
Lease Rental and Hire Charges		2.0		1.8
Others		0.7		1.5
		<u>2,071.2</u>		<u>613.5</u>
22 Cost of Materials Consumed				
Raw and Packing Materials				
Inventory at the beginning of the year		2,651.1		1,608.6
Purchases during the year		9,865.9		9,923.7
Inventory transfer on slump sale		(757.7)		-
Inventory at the end of the year		(2,878.7)		(2,651.1)
		<u>8,880.6</u>		<u>8,881.2</u>
23 Changes in Inventories of Finished Goods, Work-in-Progress and Stock-in-Trade				
Inventories at the beginning of the year		2,515.3		2,015.0
Inventory transfer on slump sale		(145.8)		-
Inventories at the end of the year		(3,406.8)		(2,515.3)
		<u>(1,037.3)</u>		<u>(500.3)</u>
24 Finance Costs				
Interest Expense on				
Borrowings	1.0		0.8	
Others	6.8	7.8	1.5	2.3
25 Employee Benefits Expense				
Salaries and Wages		2,620.0		2,187.5
Contribution to Provident and Other Funds		284.2		116.0
Staff Welfare Expenses		296.5		158.3
		<u>3,200.7</u>		<u>2,461.8</u>

KSR

RCH



SUN PHARMA LABORATORIES LIMITED
NOTES FORMING PART OF THE FINANCIAL STATEMENTS FOR THE YEAR ENDED 31ST MARCH, 2015

	Year ended 31st March, 2015		Year ended 31st March, 2014	
	₹ in Million	₹ in Million	₹ in Million	₹ in Million
26 Other Expenses				
Consumption of Materials, Stores and Spare Parts		201.1		126.4
Conversion and Other Manufacturing Charges		681.5		965.5
Power and Fuel		230.7		188.5
Rent (Refer note 41(b))		44.2		33.3
Rates and Taxes		3.7		8.7
Insurance		44.2		11.8
Selling and Distribution		4,383.5		3,717.3
Commission and Discount		573.0		735.4
Overseas Travel, Freight and Clearing Expenses		29.7		16.8
Repairs				
Buildings	21.3		14.1	
Machinery	75.9		58.8	
Others	39.4	136.6	33.8	106.7
Printing and Stationery		19.0		16.8
Travelling and Conveyance		251.0		236.2
Communication		35.3		7.1
Provision for Doubtful Trade Receivables				
Provision for Doubtful Trade Receivables	1.6		-	
Sundry Balances / Trade Receivables written off (Net)	3.1		0.9	
Less: Adjusted out of Provision of earlier year	0.5	4.2	0.9	-
Provision for diminution in value of Long Term investment		2,420.2		-
Professional and Consultancy		1,316.8		43.0
Donation		48.5		10.0
Loss on Sale of Fixed Assets (Net)		150.4		5.4
Increase / (Decrease) of Excise Duty on Inventory		25.4		(20.5)
Payments to Auditors (Net of Service Tax)				
As Auditors		1.5		1.1
Reimbursement of Expenses (Previous Year ₹ 11,802)		0.2		0.0
Miscellaneous Expenses (Refer Note 47)		414.1		356.4
		<u>11,014.8</u>		<u>6,565.9</u>

Q
KSR

RCC



27 SIGNIFICANT ACCOUNTING POLICIES

I Basis of Accounting

These financial statements are prepared under historical cost convention on an accrual basis in accordance with the Generally Accepted Accounting Principles in India (Indian GAAP) to comply with the Accounting Standards specified under Section 133 of the Companies Act, 2013, read with Rule 7 of the Companies (Accounts) Rules, 2014 and the relevant provisions of the Companies Act, 2013. The accounting policies adopted in the preparation of the financial statements are consistent with those followed in the previous year.

II Use of estimates

The presentation of financial statements in conformity with the generally accepted accounting principles in India requires estimates and assumptions to be made that affect the reported amounts of assets and liabilities on the date of the financial statements and the reported amounts of revenues and expenses during the reporting period. Difference between the actual result and estimates are recognised in the period in which the results are known / materialised.

III Fixed Assets and Depreciation / Amortisation

Fixed Assets including intangible assets are stated at historical cost (net of cenvat credit) less accumulated depreciation/amortisation thereon and impairment losses, if any. With regard to tangible assets, the Company has adopted the useful lives of fixed assets as indicated in Part C of Schedule II of the Companies Act, 2013 and amendment thereto vide notification dated August 29, 2014 issued by Ministry of Corporate Affairs. Assets costing ₹ 5,000/- or less are charged off as expense in the year of purchase. Intangible assets consisting of trademarks, designs, technical knowhow, non-compete fees and other intangible assets (including those taken over from holding company under the scheme of arrangement at fair value) are amortised on straight line method from the date they are available for use, over the useful lives of the assets (5/12 years), as estimated by the Management considering the terms of agreement. Leasehold land is amortised over the period of lease.

IV Leases

Lease rental for assets taken on operating lease are charged to the Statement of Profit and Loss in accordance with Accounting Standard 19 - Leases. For assets given under finance lease, amounts are recognised as receivables at an amount equal to the net investment in the lease and the finance income is recognised based on a constant rate of return on the outstanding net investment.

V Revenue Recognition

Sale of products is recognised when risks and rewards of ownership of the products are passed on to the customers, which is generally on despatch of products. Export sales are recognised on the basis of Bill of lading / Airway bill. Sales includes delayed payment charges and are stated net of returns including provision made on account of estimated breakages and expiry date based on past experience and VAT / Sales Tax, if any.

VI Investments

Investments are classified into Current and Long Term Investments. Current Investments are valued at lower of cost and fair value. Long Term Investments are stated at cost less provision, if any, for other than temporary diminution in value.

VII Inventories

Inventories consisting of raw and packing materials, other materials and consumables, work-in-progress, stock-in-trade and finished goods are stated at lower of cost (raw and packing materials and stock-in-trade - specific identification method; other materials and consumables - FIFO basis; work-in-progress and finished goods - weighted average method) and net realisable value.

VIII Foreign Currency Transactions

Transactions denominated in foreign currencies are recorded at the exchange rate that approximates the actual rate prevailing at the date of the transaction. Monetary items denominated in foreign currency at the Balance sheet date are translated at Balance sheet date rates. In respect of monetary items, which are covered by forward exchange contracts, the difference between the Balance sheet date rate and the rate on the date of the contract is recognised as exchange difference and the premium on such forward contracts is recognised over the life of the forward contract. The exchange differences arising on settlement / translation are recognised in the Statement of Profit and Loss. Non monetary items are carried at historical cost.

IX Taxes on Income

Provision for tax comprises Current Tax and Deferred Tax. Current Tax provision has been made considering the reliefs and deductions available under the Income Tax Act, 1961. Deferred tax resulting from "timing differences" between taxable and accounting income is accounted in accordance with Accounting Standard 22 (AS-22) "Accounting for taxes on income", using the tax rates and laws that are enacted or substantively enacted as on the balance sheet date. The deferred tax asset is recognised and carried forward for timing difference of items other than unabsorbed depreciation and accumulated losses only to the extent that there is a reasonable certainty that the assets can be realised in future. However, if there is unabsorbed depreciation or carry forward of losses under taxation laws, deferred tax assets are recognized only if there is virtual certainty of realisation of such assets. Deferred tax assets are reviewed as at each Balance sheet date.

X Employee Benefits

(a) The Company's contribution in respect of provident fund is charged to the Statement of Profit and Loss each year.
(b) With respect to gratuity liability, Company contributes to Life Insurance Corporation of India (LIC) under LIC's Group Gratuity policy. Gratuity liability as determined on actuarial basis by the independent valuer is charged to the Statement of Profit and Loss.
(c) Liability for accumulated compensated absences of employees is ascertained on actuarial valuation basis and provided for as per the Company rules.

XI Borrowing Costs

Borrowing costs attributable to the acquisition or construction of qualifying assets upto the date of capitalisation of such assets are capitalised and added to the cost of asset. Other borrowing costs are recognised as an expense in the period in which they are incurred.

XII Provisions, Contingent Liabilities and Contingent Assets

Provisions are recognised only when there is a present obligation as a result of past events and it is probable that an outflow of resources will be required to settle the obligation in respect of which a reliable estimate of the amount of the obligation can be made. Contingent liability is disclosed for (i) Possible obligations which will be confirmed only by future events not wholly within the control of the Company or (ii) Present obligations arising from past events where it is not probable that an outflow of resources will be required to settle the obligation or a reliable estimate of the amount of the obligation can not be made. Contingent Assets are not recognised in the financial statements.

XIII Impairment of Assets

The Company assesses, at each Balance Sheet date, whether there is any indication that an asset may be impaired. If any such indication exists, the Company estimates the recoverable amount of the asset. If such recoverable amount of the asset or the recoverable amount of the cash generating unit to which the asset belongs is less than its carrying amount, the carrying amount is reduced to its recoverable amount. The reduction is treated as an impairment loss and is recognised in the Statement of Profit and Loss. If at the Balance Sheet date there is an indication that if a previously assessed impairment loss no longer exists or may have decreased, the recoverable amount is reassessed and the asset is reflected at the lower of recoverable amount and the carrying amount that would have been determined had no impairment loss being recognised. Such reversal of impairment loss is recognised in the Statement of Profit and Loss.

KSJ

RKV



SUN PHARMA LABORATORIES LIMITED
NOTES FORMING PART OF THE FINANCIAL STATEMENTS FOR THE YEAR ENDED 31ST MARCH, 2015

XIV Operating Cycle

Based on the nature of products / activities of the Company and the normal time between acquisition of assets and their realisation in cash or cash equivalents, the Company has determined its operating cycle as twelve months for the purpose of classification of its assets and liabilities as current and non-current.

XV Government Grants / Subsidy

Government grants, if any, are accounted when there is reasonable assurance that the enterprise will comply with the conditions attached to them and it is reasonably certain that the ultimate collection will be made. Capital Subsidy in the nature of Government Grants related to specific fixed assets is accounted for where collection is reasonably certain and the same is shown as a deduction from the gross value of the asset concerned in arriving at its book value and accordingly the depreciation is provided on the reduced book value.

	As at 31st March, 2015 ₹ in Million	As at 31st March, 2014 ₹ in Million
28 Contingent Liabilities and commitments (to the extent not provided for)		
I Contingent Liabilities		
A Guarantees Given by the bankers on behalf of the Company (Refer Note 45)	95.6	22.3
B Letters of Credit for imports	382.60	59.4
C Liabilities Disputed -		
Appeals filed with respect to Income Tax matters	15,619.0	7,187.0
Excise Duty	459.8	463.1
Environment Cess	23.3	23.3
II Commitments		
Estimated amount of contracts remaining to be executed on capital account and not provided for (net of advances)	1,035.5	1,507.1

29 Disclosures relating to Share Capital

i Rights, Preferences and Restrictions attached to Shares and repayment terms of capital

The Company has two classes of shares referred to as equity shares having a par value of ₹ 10 per share and 10% Redeemable Non cumulative Preference Shares having par value of ₹ 100 per share. Each holder of equity shares is entitled to one vote per share. Holder of Preference shares are not entitled to any voting rights but enjoy preferential rights in respect of payments of dividend, if any, and repayment of capital, if any. The Preference Shares shall be redeemed at par, at the end of five years from the date of allotment.

ii Shares held by each shareholder holding more than 5 percent shares in the Company are as follows:

Name of Shareholders	As at 31st March, 2015		As at 31st March, 2014	
	No. of Shares held	% of Holding	No. of Shares held	% of Holding
Equity Shareholders				
Sun Pharmaceutical Industries Ltd (Holding Company)	50,000	100.0	50,000	100.0
10% Redeemable Non cumulative Preference Shareholders				
Sun Pharmaceutical Industries Ltd (Holding Company)	4,000,000	100.0	4,000,000	100.0

iii Reconciliation of the Number of shares outstanding at the beginning and at the end of the reporting period

	As at 31st March, 2015		As at 31st March, 2014	
	Number of Shares	₹ in Million	Number of Shares	₹ in Million
Equity Shares of ₹ 10 each				
Opening Balance carried over as closing balance	50,000	0.5	50,000	0.5
Redeemable Non Cumulative Preference Shares of ₹ 100 each				
Opening Balance carried over as closing balance	4,000,000	400.0	4,000,000	400.0

30 Information relating to Consumption of Materials

	Year ended 31st March, 2015 ₹ in Million		Year ended 31st March, 2014 ₹ in Million	
Raw and Packing Materials				
Raw Materials	8,106.3		8,219.1	
Packing Materials	774.3		662.1	
Total	<u>8,880.6</u>		<u>8,881.2</u>	

None of the items individually account for more than 10% of total consumption.

	%		%	
Imported and Indigenous				
Raw and Packing Materials				
Imported	9.21	818.3	8.90	790.0
Indigenous	90.79	8,062.3	91.10	8,091.2
Total	<u>100.00</u>	<u>8,880.6</u>	<u>100.00</u>	<u>8,881.2</u>
Stores and Spare Parts and Other Materials				
Imported	3.73	7.5	0.32	0.4
Indigenous	96.27	193.6	99.68	126.0
Total	<u>100.00</u>	<u>201.1</u>	<u>100.00</u>	<u>126.4</u>

KSR

RK



SUN PHARMA LABORATORIES LIMITED
NOTES FORMING PART OF THE FINANCIAL STATEMENTS FOR THE YEAR ENDED 31ST MARCH, 2015

	Year ended 31st March, 2015 ₹ In Million	Year ended 31st March, 2014 ₹ in Million
31 Information relating to Purchases of Stock-in-Trade		
Formulations	<u>4,770.7</u>	<u>2,827.6</u>
	<u>4,770.7</u>	<u>2,827.6</u>
32 Information relating to Sale of Products		
Formulations	43,535.7	39,250.0
Others	<u>35.6</u>	<u>17.3</u>
	<u>43,571.3</u>	<u>39,267.3</u>
33 Income / Expenditure in Foreign Currency		
Income		
Exports (FOB basis)	126.6	713.1
Others	38.2	92.8
Expenditure		
Raw Materials (CIF basis)	697.5	899.9
Packing Materials (CIF basis)	35.2	57.4
Capital Goods (CIF basis)	376.6	99.2
Spares and Components (CIF basis)	7.3	14.7
Professional Charges	41.4	18.9
Overseas Travel	119.6	0.9
Others	71.0	46.8
34	The net Exchange Gain of ₹ 12.5 Million (Previous Year ₹ 26.0 Million) is included under Revenue from Operations, Other Income and Cost of Materials consumed in the Statement of Profit and Loss.	
35 Disclosures under the Micro, Small and Medium Enterprises Development Act, 2006:		
a	An amount of ₹ 15.6 Million (Previous Year ₹ 22.7 Million) and ₹ NIL (Previous Year ₹ NIL) was due and outstanding to suppliers as at the end of the accounting period on account of Principal and Interest respectively.	
b	No interest was paid during the period.	
c	No interest is payable at the end of the period under Micro, Small and Medium Enterprises Development Act, 2006.	
d	No amount of interest was accrued and unpaid at the end of the accounting period.	
	The above information and that given in Note 7 - "Trade Payables" regarding Micro and Small Enterprises has been determined to the extent such parties have been identified on the basis of the information available with the Company. This has been relied upon by the auditors.	
36 Related Party Disclosure (AS-18) - as per Annexure 'A'		
37 Accounting Standard (AS-20) on Earnings Per Share	Year ended 31st March, 2015 ₹ In Million	Year ended 31st March, 2014 ₹ in Million
Profit / (Loss) for the year - used as Numerator for calculating Earnings per share	(227.0)	2,466.3
Weighted Average number of Shares used in computing basic and diluted earnings per share	50,000	50,000
Nominal Value Per Share (in ₹)	10	10
Basic and Diluted Earnings Per Share (in ₹)	(4,540.0)	49,326.0
38 Accounting Standard (AS-17) on Segment Reporting		
a Primary Segment		
	The Company has identified "Pharmaceuticals" as the only primary reportable business segment.	
b Secondary Segment (by Geographical Segment)		
India	43,442.3	38,546.9
Outside India	<u>129.0</u>	<u>720.4</u>
Sale of Products	<u>43,571.3</u>	<u>39,267.3</u>
	In view of the interwoven/intermix nature of the business and manufacturing facility, other segmental information is not ascertainable.	
39 Taxation:		
	Current Tax has been provided taking into account the deduction / exemption available and proposed to be claimed by the Company based on the management's view.	

Q
KSL

RICK



SUN PHARMA LABORATORIES LIMITED
NOTES FORMING PART OF THE FINANCIAL STATEMENTS FOR THE YEAR ENDED 31ST MARCH, 2015

40 Accounting Standard (AS-15) on Employee benefits

Contributions are made to Recognised Provident Fund/ Government Provident Fund, Family Pension Fund, ESIC and other Statutory Funds which covers all regular employees. While both the employees and the Company make predetermined contributions to the Provident Fund and ESIC, contribution to the Family Pension Fund are made only by the Company. The contributions are normally based on a certain proportion of the employee's salary. Amount recognised as expense in respect of these defined contribution plans, aggregate to ₹ 121.5 Million (Previous year ₹ 96.5 Million)

	Year ended 31st March, 2015 ₹ in Million	Year ended 31st March, 2014 ₹ in Million
Contribution to Provident Fund	117.8	93.9
Contribution to Employees State Insurance Scheme (ESIC) and Employees Deposit Linked Insurance (EDLI)	3.7	2.6
Contribution to Labour Welfare Fund ₹ 45,198 (Previous Year ₹ 20,784)	0.0	0.0

In respect of Gratuity, Contributions are made to LIC's Recognised Group Gratuity Fund Scheme based on amount demanded by LIC of India. Provision for Gratuity is based on actuarial valuation done by an independent actuary as at the year end. Actuarial Valuation for Compensated Absences is done as at the year end and provision is made as per the Company rules with corresponding charge to the Statement of Profit and Loss amounting to ₹ 108.6 Million (Previous Year ₹ 33.4 Million) and it covers all regular employees. Major drivers in actuarial assumptions, typically, are years of service and employee compensation. Commitments are actuarially determined using the 'Projected Unit Credit' method. Gains and losses on changes in actuarial assumptions are accounted for in the Statement of Profit and Loss.

Category of Plan Assets : The Company's Plan Assets in respect of Gratuity are funded through the Group Scheme of the LIC of India.

In respect of gratuity (funded):	Year ended 31st March, 2015 ₹ in Million	Year ended 31st March, 2014 ₹ in Million
Reconciliation of liability / (asset) recognised in the Balance sheet		
Present value of commitments (as per Actuarial Valuation)	363.1	209.6
Fair value of plan assets	(298.3)	(266.5)
Net liability / (asset) in the Balance sheet	64.8	(56.9)
Movement in net liability / (asset) recognised in the Balance sheet		
Net liability / (asset) as at the beginning of the year	(56.9)	13.6
Net liability transferred	(16.0)	(39.3)
Net expense recognised in the Statement of Profit and Loss	160.8	(5.4)
Contribution during the year	(23.1)	(25.8)
Net liability / (asset) in the Balance sheet	64.8	(56.9)
Charge / (Income) recognised in the Statement of Profit and Loss		
Current service cost	24.7	21.0
Interest cost	19.5	15.0
Expected return on plan assets	(24.8)	(13.9)
Actuarial (gain) / loss	141.4	(27.5)
Charge / (Income) recognised in the Statement of Profit and Loss	160.8	(5.4)
Return on plan assets		
Expected return on plan assets	24.8	13.9
Actuarial gain	(0.3)	4.3
Actual return on plan assets	24.5	18.2
Reconciliation of defined-benefit commitments		
Commitments as at the beginning of the year	209.6	200.9
Commitments transferred	(16.0)	-
Current service cost	24.7	21.0
Interest cost	19.5	15.0
Paid benefits	(15.8)	(4.1)
Actuarial (gain) / loss	141.1	(23.2)
Commitments as at the year end	363.1	209.6
Reconciliation of plan assets		
Plan assets as at the beginning of the year	266.5	187.3
Plan assets transferred	-	39.3
Expected return on plan assets	24.8	13.9
Contributions during the year	23.1	25.8
Paid benefits	(15.8)	(4.1)
Actuarial gain	(0.3)	4.3
Plan assets as at the year end	298.3	266.5

The actuarial calculations used to estimate commitments and expenses in respect of gratuity and compensated absences are based on the following assumptions which if changed, would affect the commitment's size, funding requirements and expense:

Discount rate	7.94%	9.31%
Expected return on plan assets	7.94%	9.31%
Expected rate of salary increase	8.00%	7.00%
Mortality	Indian Assured Lives Mortality (2006-08) Ultimate	

The estimates of future salary increases, considered in the actuarial valuation, take into account inflation, seniority, promotion and other relevant factors such as supply and demand in the employment market.

	₹ in Million Year ended 31st March, 2015	₹ in Million Year ended 31st March, 2014
Experience adjustment		
On plan liabilities	37.2	10.5
On plan assets	(0.3)	4.3
Present value of benefit obligation	363.1	209.6
Fair value of plan assets	(298.3)	(266.5)
Excess of obligation over plan assets	64.8	(56.9)

The contribution expected to be made by the Company during financial year ending 31st March, 2016 is ₹ 82.8 Million (Previous year ₹ 34.2 Million).

KSR



SUN PHARMA LABORATORIES LIMITED
NOTES FORMING PART OF THE FINANCIAL STATEMENTS FOR THE YEAR ENDED 31ST MARCH, 2015

41 Accounting Standard (AS-19) on Leases

a The Company has obtained certain premises for its business operations (including furniture and fittings therein, as applicable) under operating lease or leave and license agreements. These are generally not non-cancellable and range between 11 months to 5 years under leave and license, or longer for other lease and are renewable by mutual consent on mutually agreeable terms. The Company has given refundable interest free security deposits in accordance with the agreed terms.

b Lease payments are recognised in the Statement of Profit and Loss under "Rent" in Note 26.

c Finance Lease details

The Company has entered into finance lease arrangements for certain equipments.

Future minimum lease payments and reconciliation of gross investment in the lease and present value of minimum lease payments

Particulars	Year ended 31st March, 2015		Year ended 31st March, 2014	
	₹ in Million		₹ in Million	
Future minimum lease payments				
not later than one year		47.3		39.7
later than one year and not later than five years		171.1		146.6
later than five years		<u>757.7</u>		<u>640.0</u>
		976.1		826.3
Less: Unearned finance income		<u>576.8</u>		<u>498.0</u>
Present value of minimum lease payments receivable		<u>399.3</u>		<u>328.3</u>
not later than one year		10.0		8.1
later than one year and not later than five years		30.9		29.1
later than five years		<u>358.4</u>		<u>291.1</u>

42 Intangible assets of the Domestic Formulation undertaking transferred to the Company on and with effect from the close of business hours on March 31, 2012, pursuant to the scheme of arrangement in the nature of spin off and transfer of the said undertaking without consideration by Sun Pharmaceutical Industries Limited, the Holding Company, are accounted at Fair Value on the basis of an Independent Professional Valuer's report (Refer Note 10B). These intangibles are available to the Company in perpetuity. The amortisation of intangible assets over 12 years is arrived at based on the management's best estimates of useful lives of such assets after due consideration as regards their expected usage, the product life cycles, technical and technological obsolescence, market demand for products, competition and their expected future benefits to the Company.

43 As per the best estimate of the management, provision has been made towards product returns for breakages and expiry, as per Accounting Standard (AS) 29.

	Year ended 31st March, 2015		Year ended 31st March, 2014	
	₹ in Million		₹ in Million	
Opening balance		1,368.4		1,045.0
Add: Provision for the year		750.3		840.8
Less: Utilisation / Settlement		<u>727.6</u>		<u>517.4</u>
Closing balance		1,391.1		1,368.4

44 Receivable on Account of Assets Under Finance Lease are receivable from a Private Company in which Directors of the Company are Directors.

45 Deposits with banks are pledged with banks against Bank Guarantees.

46 With regard to tangible assets, the Company has adopted the useful lives of fixed assets as indicated in Part C of Schedule II of the Companies Act, 2013 and amendment thereto vide notification dated August 29, 2014 issued by Ministry of Corporate Affairs. Pursuant to the transition provisions prescribed in Schedule II to the Companies Act, 2013, the Company has fully depreciated the carrying value of assets, net of residual value, where the remaining useful life of the asset was determined to be nil as on April 1, 2014, and has adjusted an amount of ₹ 86.7 Million in the Statement of Profit and Loss. The depreciation expense in the Statement of Profit and Loss for the year is higher by ₹ 144.2 Million consequent to the change in the useful life of the assets.

47 Expenditure related to Corporate Social Responsibility as per Section 135 of the Companies Act, 2013 read with Schedule VII thereof: ₹ 27.6 Million.

48 Company has not entered into any derivative instrument.

The period end foreign currency exposures that have not been hedged by a derivative instrument or otherwise are given below:

a	Currency	As at 31st March, 2015		As at 31st March, 2014	
		Amount in Million		Amount in Million	
Amounts Receivable in foreign currency on account of :					
Export of Goods	USD	\$0.7	₹41.7	\$4.3	₹258.0
Processing Charges	USD	\$0.0	₹0.0	\$1.0	₹60.0
b					
Amounts payable in foreign currency on account of the following :					
Imports of Goods and Services	USD	\$5.8	₹364.4	\$2.3	₹138.0
(Previous Year Euro 15,250)	Euro	\$0.1	₹3.5	€ 0.0	₹1.3
(Previous Year CHF 15,680)	Swiss Franc	-	-	CHF 0.0	₹1.1

49 Previous years' figures are regrouped / reclassified wherever necessary to correspond to current years' figures.

KSR RKD
B



Names of related parties and description of relationship

Key Management Personnel

Mr. Dilip S. Shanghvi
 Mr. Abhay A Gandhi

Wholly Owned Subsidiary

Universal Enterprises Pvt. Ltd.

Holding Company

Sun Pharmaceutical Industries Limited

Fellow Subsidiaries

Sun Pharmaceutical Industries Inc (formerly known as Caraco Pharmaceutical Laboratories Ltd.)
 Sun Pharma Global (FZE)
 Aditya Acquisition Company Ltd
 Neetnav Real Estate Private Ltd.
 Taro Pharmaceutical Industries Ltd

Controlled Entity

Silvestreet Developers LLP

Enterprise under Significant Influence of Key Management Personnel or their relatives

Sun Pharma Advanced Research Company Ltd.

₹ in Million																	
	Key Management		Wholly Owned		Holding Company		Fellow Subsidiary		Enterprises under		Enterprise under		Controlled Entity		TOTAL		
	31/03/15	31/03/14	31/03/15	31/03/14	31/03/15	31/03/14	31/03/15	31/03/14	31/03/15	31/03/14	31/03/15	31/03/14	31/03/15	31/03/14	31/03/15	31/03/14	
Purchases of Goods	-	-	-	-	3,891.9	2,688.1	-	-	-	-	0.0	-	-	-	-	3,891.9	2,688.1
Sun Pharmaceutical Industries Ltd.	-	-	-	-	3,891.9	2,688.1	-	-	-	-	-	-	-	-	-	3,891.9	2,688.1
Others (₹ 3196)	-	-	-	-	-	-	-	-	-	-	0.0	-	-	-	-	0.0	-
Purchase of Fixed Assets	-	-	-	-	13.7	0.1	1,773.8	1.6	-	-	-	-	-	-	-	1,787.5	1.7
Neetnav Real Estate Pvt Ltd.	-	-	-	-	-	-	1,773.8	-	-	-	-	-	-	-	-	1,773.8	-
Sun Pharmaceutical Industries Inc (formerly known as Caraco Pharmaceutical Laboratories Ltd.)	-	-	-	-	-	-	-	1.6	-	-	-	-	-	-	-	-	1.6
Others	-	-	-	-	13.7	0.1	-	-	-	-	-	-	-	-	-	13.7	0.1
Receiving of Services	-	-	-	-	399.6	536.1	40.5	31.4	-	-	183.3	412.7	-	-	-	623.4	980.2
Services	-	-	-	-	399.6	536.1	-	-	-	-	-	-	-	-	-	399.6	536.1
Sun Pharmaceutical Industries Ltd.	-	-	-	-	399.6	536.1	-	-	-	-	-	-	-	-	-	399.6	536.1
Sun Pharma Advanced Research Co. Ltd.	-	-	-	-	-	-	-	-	-	-	183.3	412.7	-	-	-	183.3	412.7
Others	-	-	-	-	-	-	40.5	31.4	-	-	-	-	-	-	-	40.5	31.4
Reimbursement of Expenses	-	-	-	-	475.8	-	15.3	-	-	-	-	-	-	-	-	491.1	-
Sun Pharmaceutical Industries Ltd.	-	-	-	-	475.8	-	-	-	-	-	-	-	-	-	-	475.8	-
Others	-	-	-	-	-	-	15.3	-	-	-	-	-	-	-	-	15.3	-

KS R



SUN PHARMA LABORATORIES LIMITED
 NOTES FORMING PART OF THE FINANCIAL STATEMENTS FOR THE YEAR ENDED 31ST MARCH, 2015
 ACCOUNTING STANDARD (AS-18) " RELATED PARTY DISCLOSURE "

ANNEXURE 'A'

₹ in Million

	Key Management		Wholly Owned		Holding Company		Fellow Subsidiary		Enterprises under		Enterprise under		Controlled Entity		TOTAL	
	31/03/15	31/03/14	31/03/15	31/03/14	31/03/15	31/03/14	31/03/15	31/03/14	31/03/15	31/03/14	31/03/15	31/03/14	31/03/15	31/03/14	31/03/15	31/03/14
Sale of Goods	-	-	-	-	468.4	1,725.5	126.8	708.7	-	-	0.0	0.4	-	-	595.2	2,434.6
Sun Pharmaceutical Industries Ltd.	-	-	-	-	468.4	1,725.5	-	-	-	-	-	-	-	-	468.4	1,725.5
Sun Pharmaceutical Industries Inc (formerly known as Caraco Pharmaceutical Laboratories Ltd.)	-	-	-	-	-	-	126.8	708.7	-	-	-	-	-	-	126.8	708.7
Others (₹ 24320)	-	-	-	-	-	-	-	-	-	-	0.0	0.4	-	-	0.0	0.4
Share of Loss from Partnership Firms	-	-	-	-	-	-	-	-	-	-	-	-	0.1	0.1	0.1	0.1
Silvestreet Developers LLP	-	-	-	-	-	-	-	-	-	-	-	-	0.1	0.1	0.1	0.1
Sale of Fixed Assets	-	-	-	-	-	3.9	-	-	-	-	-	-	-	-	-	3.9
Sun Pharmaceutical Industries Ltd.	-	-	-	-	-	3.9	-	-	-	-	-	-	-	-	-	3.9
Sale of Undertaking	-	-	-	-	980.0	-	-	-	-	-	-	-	-	-	980.0	-
Sun Pharmaceutical Industries Ltd.	-	-	-	-	980.0	-	-	-	-	-	-	-	-	-	980.0	-
Investment - Capital Contribution	-	-	-	-	-	-	-	-	-	-	-	-	-	2,420.4	-	2,420.4
Silvestreet Developers LLP	-	-	-	-	-	-	-	-	-	-	-	-	-	2,420.4	-	2,420.4
Provision for Investment	-	-	-	-	-	-	-	-	-	-	-	-	2,420.4	-	2,420.4	-
Silvestreet Developers LLP	-	-	-	-	-	-	-	-	-	-	-	-	2,420.4	-	2,420.4	-
Rendering of Services	-	-	-	-	99.2	57.9	38.2	125.3	-	-	-	-	-	-	137.4	183.2
Sun Pharma Global (FZE)	-	-	-	-	-	-	38.2	125.3	-	-	-	-	-	-	38.2	125.3
Sun Pharmaceutical Industries Ltd.	-	-	-	-	99.2	57.9	-	-	-	-	-	-	-	-	99.2	57.9
Rent Paid	-	-	0.3	0.3	18.9	13.4	0.4	-	-	-	-	-	-	-	19.6	13.7
Sun Pharmaceutical Industries Ltd.	-	-	-	-	18.9	13.4	-	-	-	-	-	-	-	-	18.9	13.4
Others	-	-	0.3	0.3	-	-	0.4	-	-	-	-	-	-	-	0.7	0.3
Interest Expense	-	-	-	-	-	-	5.0	-	-	-	-	-	-	-	5.0	-
Neetnav Real Estate Pvt Ltd.	-	-	-	-	-	-	5.0	-	-	-	-	-	-	-	5.0	-
Deposit Given	-	-	-	-	-	-	87.5	-	-	-	-	-	-	-	87.5	-
Neetnav Real Estate Pvt Ltd.	-	-	-	-	-	-	87.5	-	-	-	-	-	-	-	87.5	-
Director's Remuneration	33.6	20.0	-	-	-	-	-	-	-	-	-	-	-	-	33.6	20.0
Mr. Abhay A Gandhi	33.6	20.0	-	-	-	-	-	-	-	-	-	-	-	-	33.6	20.0
Outstanding Balance Receivable / (Payable)	(6.3)	(6.1)	(4.9)	(4.9)	(390.6)	1,920.4	(6.1)	(145.0)	-	-	(31.5)	(85.5)	-	-	(439.4)	1,678.9
Sun Pharmaceutical Industries Ltd.	-	-	-	-	(390.6)	1,920.4	-	-	-	-	-	-	-	-	(390.6)	1,920.4
Sun Pharmaceutical Industries Inc (formerly known as Caraco Pharmaceutical Laboratories Ltd.)	-	-	-	-	-	-	(3.7)	(208.9)	-	-	-	-	-	-	(3.7)	(208.9)
Others	(6.3)	(6.1)	(4.9)	(4.9)	-	-	(2.4)	63.9	-	-	(31.5)	(85.5)	-	-	(45.1)	(32.6)

ksr
 RRG

