

**Sun Pharmaceutical Industries Ltd.**

Acme Plaza, Andheri - Kurla Road,  
Andheri (East), Mumbai - 400 059, INDIA.  
Tel. : (91-22) 2823 0102, 2821 2128, 6696 9696, 6696 9600  
Fax : (91-22) 2821 2010  
www.sunpharma.com  
CIN : L24230GJ1993PLC019050



**October 20, 2014**

National Stock Exchange of India Ltd,  
Exchange Plaza, 5th Floor,  
Plot No. C/1, G Block,  
Bandra Kurla Complex,  
Bandra (East),  
Mumbai – 400 051.

BSE Limited.,  
Market Operations Dept.  
P. J. Towers,  
Dalal Street,  
Mumbai - 400 001.

Dear Sirs,

**Sub: Submission of Shareholding Pattern as per Clause 35 of the Listing Agreement, for the Quarter ended 30th September, 2014.**

Please find herewith the Shareholding Pattern of the Company, in terms of Clause 35 of the Listing Agreement for the quarter ending 30th September, 2014.

This is for your information and record.

Thanking you,

Yours faithfully,  
For Sun Pharmaceutical Industries Ltd

A handwritten signature in black ink, appearing to read "A I Bhuta".

Ashok I. Bhuta  
Compliance Officer


Encl: as above

## (1) (a) Statement showing Shareholding Pattern

Name of the Company:		SUN PHARMACEUTICAL INDUSTRIES LTD	
Scrip Code, Name of the scrip, class of security:		BSE- 524715, NSE- SUNPHARMA; Class of Security: Equity Shares of Re.1/- each	
As on		30 <sup>th</sup> September, 2014	
<b>Partly paid-up shares:-</b>	<b>No. of partly paid-up shares</b>	<b>As a % of total no. of partly paid-up shares</b>	<b>As a % of total no. of shares of the company</b>
Held by Promoter / Promoter Group	0	0.00	0.00
Held by public	0	0.00	0.00
<b>Total</b>	<b>0</b>	<b>0.00</b>	<b>0.00</b>
<b>Outstanding convertible securities:-</b>	<b>No. of outstanding securities</b>	<b>As a % of total No. of outstanding convertible securities</b>	<b>As a % of total no. of shares of the company, assuming full conversion of the convertible securities</b>
Held by Promoter / Promoter Group	0	0.00	0.00
Held by public	0	0.00	0.00
<b>Total</b>	<b>0</b>	<b>0.00</b>	<b>0.00</b>
<b>Warrants:-</b>	<b>No. of warrants</b>	<b>As a % of total no. of warrants</b>	<b>As a % of total no. of shares of the company, assuming full conversion of warrants</b>
Held by Promoter / Promoter Group	0	0.00	0.00
Held by public	0	0.00	0.00
<b>Total</b>	<b>0</b>	<b>0.00</b>	<b>0.00</b>
Total paid-up capital of the company assuming full conversion of warrants and convertible securities		2071163910	



Category Code (I)	Category of shareholder (II)	Number of shareholders (III)	Total number of shares (IV)	Number of shares held in dematerialised form (V)	percentage of total number of shares		Shares pledged or otherwise encumbered	
					As a percentage of (A+B) (VI)	As a percentage of (A+B+C) (VII)	Number of shares (VIII)	As a percentage (IX) = (VIII)/(IV)*100
(A)	Promoter and Promoter Group							
1	Indian							
(a)	Individuals/Hindu Undivided Family	10	304042200	304042200	14.68	14.68	7405000**	0.56
(b)	Central Government/State Government(s)	0	0	0	0.00	0.00	0	0.00
(c)	Bodies Corporate	17	1013024000	1013024000	48.91	48.91	0	0.00
(d)	Financial Institutions / Banks	0	0	0	0.00	0.00	0	0.00
(e)	Any Other (specify)	0	0	0	0.00	0.00	0	0.00
(f)	Trusts	1	1280200	1280200	0.06	0.06	0	0.00
	Sub Total (A)(1)	28	1318346400	1318346400	63.65	63.65	7405000**	0.56
2	Foreign							
(a)	Individuals (Non-Resident Individuals/Foreign Individuals)	0	0	0	0.00	0.00	0	0.00
(b)	Bodies Corporate	0	0	0	0.00	0.00	0	0.00
(c)	Institutions	0	0	0	0.00	0.00	0	0.00
(d)	Qualified Foreign Investors	0	0	0	0.00	0.00	0	0.00
(e)	Any Other (specify)	0	0	0	0.00	0.00	0	0.00
	Sub Total (A)(2)	0	0	0	0.00	0.00	0	0.00
	Total Shareholding of Promoter and Promoter Group (A)=(A)(1)+(A)(2)	28	1318346400	1318346400	63.65	63.65	7405000**	0.56
(B)	Public shareholding							
1	Institutions							
(a)	Mutual Funds/UTI	203	23431370	20936050	1.13	1.13	-	-
(b)	Financial Institutions / Banks	53	30976775	30973935	1.50	1.50	-	-
(c)	Central Government/State Government(s)	4	1050943	1050943	0.05	0.05	-	-
(d)	Venture Capital Funds	0	0	0	0.00	0.00	-	-
(e)	Insurance Companies	114	39930517	39930517	1.93	1.93	-	-
(f)	Foreign Institutional Investors	802	471310295	471298295	22.76	22.76	-	-
(g)	Foreign Bank	0	0	0	0.00	0.00	-	-
(h)	Qualified Foreign Investors	0	0	0	0.00	0.00	-	-
(i)	Any Other (specify)	0	0	0	0.00	0.00	-	-
	Sub Total (B) (1)	1,176	566699900	564189740	27.36	27.36	-	-
2	Non-institutions							
(a)	Bodies Corporate	1802	53561557	53372047	2.59	2.59	-	-
(b) (i)	Individuals - shareholders holding nominal share capital up to Rs 1 Lakh	137905	77144330	67053295	3.72	3.72	-	-
(ii)	Individual shareholders holding nominal share capital in excess of Rs. 1 Lakh	50	30581236	30109236	1.48	1.48	-	-



Category code (I)	Category of shareholder (II)	Number of shareholders (III)	Total number of shares (IV)	Number of shares held in dematerialised form (V)	percentage of total number of shares		Shares pledged or otherwise encumbered	
					As a percentage of (A+B) (VI)	As a percentage of (A+B+C) (VII)	Number of shares (VIII)	As a percentage (IX) = (VIII)/(IV)*100
(c)	Qualified Foreign Investors	0	0	0	0.00	0.00	-	-
(d)	Any Other							
i	Non Resident Indians (Repat)	2865	1323990	1188660	0.06	0.06	-	-
ii	Non Resident Indians (Non Repat)	874	913252	913252	0.04	0.04	-	-
iii	Foreign Companies	0	0	0	0.00	0.00	-	-
iv	Clearing Member	852	2383784	2383784	0.12	0.12	-	-
v	Directors / Relatives	3	3866650	3866650	0.19	0.19	-	-
vi	Trusts	44	1855743	1855743	0.09	0.09	-	-
vii	Overseas Corporate Bodies	1	46000	46000	0.00	0.00	-	-
viii	Foreign Portfolio Investor (Corporate)	4	14441068	14441068	0.70	0.70	-	-
	Sub Total (B)(2)	144400	186117610	175229735	8.99	8.99	-	-
	Total Public Shareholding Public Group (B)=(B)(1)+(B)(2)	145576	752817510	739419475	36.35	36.35	NA	NA
	Total (A)+(B)	145604	2071163910	2057765875	100.00	100.00	7405000**	0.36
(C)	Shares held by custodians and against which Depository Receipts have been issued							
i	Promoter and Promoter group	0	0	0	0.00	0.00	0	0.00
ii	Public	0	0	0	0.00	0.00	0	0.00
	Sub Total ( C )	0	0	0	0.00	0.00	0	0.00
	GRAND TOTAL (A)+(B)+(C)	145604	2071163910	2057765875	100.00	100.00	7405000**	0.36

\*\* Out of these 490000 shares have been furnished to the broker as Margin




## (1)(b) Statement showing holding of securities (including shares, warrants, convertible securities) of persons belonging to the category "Promoter and Promoter Group"

Sr. No.	Name of the shareholder	Details of Shares held		Encumbered shares			Details of warrants		Details of convertible securities		Total shares (including underlying shares assuming full conversion of warrants and convertible securities)
		Number of shares held	As a % of grand total (A)+(B)+(C)	No.	As a percentage	As a % of grand total (A)+(B)+(C) of sub-clause (h)(a)	Number of warrants held	As a % total number of warrants of the same class	Number of convertible securities held	As a % total number of convertible securities of the same class	
(I)	(II)	(III)	(IV)	(V)	(VI)=(V)/(III)*100	(VII)	(VIII)	(IX)	(X)	(XI)	(XII)
1	DILIP SHANTILAL SHANGHVI	231140480	11.16	0	0.00	0.00	0	0	0	0	11.16
2	VIDITI INVESTMENT PRIVATE LIMITED	201385320	9.72	0	0.00	0.00	0	0	0	0	9.72
3	TEJASKIRAN PHARMACHEM INDUSTRIES PVT L	195343760	9.43	0	0.00	0.00	0	0	0	0	9.43
4	FAMILY INVESTMENT PRIVATE LIMITED	182927440	8.83	0	0.00	0.00	0	0	0	0	8.83
5	QUALITY INVESTMENT PRIVATE LIMITED	182868640	8.83	0	0.00	0.00	0	0	0	0	8.83
6	VIRTUOUS FINANCE PVT. LIMITED	97104040	4.69	0	0.00	0.00	0	0	0	0	4.69
7	VIRTUOUS SHARE INVESTMENTS PVT. LTD.	83976000	4.05	0	0.00	0.00	0	0	0	0	4.05
8	SHOLAPUR ORGANICS PRIVATE LIMITED	16035080	0.77	0	0.00	0.00	0	0	0	0	0.77
9	JAYANT SHANTILAL SANGHVI	7416840	0.36	7405000**	99.84	0.36	0	0	0	0	0.36
10	VIBHA DILIP SHANGHVI	5784000	0.28	0	0.00	0.00	0	0	0	0	0.28
11	KUMUD SHANTILAL SHANGHVI	3280000	0.16	0	0.00	0.00	0	0	0	0	0.16
12	AALOK DILIP SHANGHVI	2685000	0.14	0	0.00	0.00	0	0	0	0	0.14
13	VIDHI DILIP SHANGHVI	2630000	0.14	0	0.00	0.00	0	0	0	0	0.14
14	JEEVANREKHA INVESTRADE PVT. LTD.	1462720	0.07	0	0.00	0.00	0	0	0	0	0.07
15	KUMUD S. SHANGHVI TRUSTEE OF SHANGHVI FAMILY & FRIENDS BENEFIT TRUST	1280200	0.06	0	0.00	0.00	0	0	0	0	0.06
16	PACKAGE INVESTRADE PVT. LTD.	897440	0.04	0	0.00	0.00	0	0	0	0	0.04
17	VARSHA KIRAN DOSHI	322000	0.02	0	0.00	0.00	0	0	0	0	0.02
18	SHANGHVI FINANCE PRIVATE LIMITED	283360	0.01	0	0.00	0.00	0	0	0	0	0.01
19	DIPTI NIRMAL MODI	227880	0.01	0	0.00	0.00	0	0	0	0	0.01
20	ASAWARI INVESTMENT & FINANCE PVT.LTD.	49600	0.00	0	0.00	0.00	0	0	0	0	0.00
21	FLAMBOYAWER FINANCE PRIVATE LIMITED	20920	0.00	0	0.00	0.00	0	0	0	0	0.00
22	SANGHVI PROPERTIES PRIVATE LIMITED	15520	0.00	0	0.00	0.00	0	0	0	0	0.00
23	GUJARAT SUN PHARMACEUTICAL INDUSTRIES	14400	0.00	0	0.00	0.00	0	0	0	0	0.00
24	NIRMIT EXPORTS PRIVATE LIMITED	7040	0.00	0	0.00	0.00	0	0	0	0	0.00
25	RAKSHA SUDHIR VALIA *	34772000	1.68	0	0.00	0.00	0	0	0	0	1.68
26	SUDHIR VRUNDAVANDAS VALIA *	15384000	0.74	0	0.00	0.00	0	0	0	0	0.74
27	ADITYA MEDISALES LIMITED *	40203960	1.94	0	0.00	0.00	0	0	0	0	1.94
28	UNIMED INVESTMENTS LIMITED *	10428760	0.50	0	0.00	0.00	0	0	0	0	0.50
	<b>TOTAL</b>	<b>1318346400</b>	<b>63.65</b>	<b>7405000**</b>	<b>0.56</b>	<b>0.36</b>	<b>0</b>	<b>0</b>	<b>0</b>	<b>0</b>	<b>63.65</b>

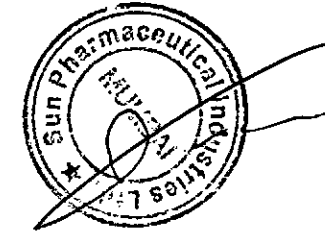
\* Persons acting in concert

\*\* Out of these 490000 shares have been furnished to the broker as Margin





<b>(I)(d) Statement showing details of locked-in shares</b>				
<b>Sr. No.</b>	<b>Name of the shareholder</b>	<b>Number of Locked in Shares</b>	<b>Locked-in shares as a percentage of total number of shares {i.e., Grand Total (A)+(B)+(C) indicated in Statement at para (I)(a) above}</b>	<b>Promoter / Promoter Group / Public</b>
1	NIL	NIL	NIL	
<b>TOTAL</b>		<b>NIL</b>	<b>NIL</b>	



(II)(a) Statement showing details of Depository Receipts (DRs)				
Sr. No.	Type of outstanding DR (ADRs, GDRs, SDRs, etc.)	Number of outstanding DRs	Number of shares underlying outstanding DRs	Shares underlying outstanding DRs as a percentage of total number of shares {i.e., Grand Total (A)+(B)+(C) indicated in Statement at para (I)(a) above}
1	NIL	NIL	NIL	NIL
TOTAL		NIL	NIL	NIL

